

CHARTrunner
offers many
benefits

- Eases SPC charting
- Clarifies data
- Eliminates data entry
- Works with virtually any data source
- Eliminates complex importing and exporting

"I was able to install the software, connect to my database, and create exactly the chart that my customer needed in less than 60 minutes. Pretty impressive."

Mac MacDonald
Agilent Technologies

Ask about our
web-enabled version

CHARTrunner^e




An ISO 9001 Registered Company


CHARTrunner[®]



- CHARTrunner charts data from virtually any data source.



- With sigma zones, you can easily identify out-of-control conditions.



- CHARTrunner allows you to display the descriptive statistics important to you.

No data entry. No delays. Revolutionary charting software

CHARTrunner is exciting new software that generates SPC charts and performs statistical analysis using data that is collected, stored, and managed by other applications.

CHARTrunner eliminates the need for complex importing, time consuming exporting, and tedious data entry. That's because CHARTrunner does not store or modify data. Instead, it retrieves data from other sources and uses the data for SPC charting and statistical analysis. CHARTrunner clarifies data so that you can focus on quality improvement—not data management.

Database support

CHARTrunner supports virtually any data source, including:

- Microsoft Access
- Microsoft Excel
- SQL Server
- Oracle
- ODBC
- ADO
- text files
- and more . . .

Once a data source has been chosen, you can select specific records to include in your chart by using:

- Filtering
- Custom or predefined SQL queries
- Database tables
- Stored procedures

Flexibility to customize

- Select the specific statistics to include or exclude
- Customize the out-of-control tests
- Select colors for 1, 2, and 3 sigma zones on control charts
- Compute and display multiple sets of control limits
- Select interactive subgroups for computing control limits
- Save chart image as JPG, WMF, or BMP files
- Generate batches of chart image files in a single click operation

www.pqsystems.com


Europe 01704 871465

US 800 777 3020


Australia 03 9770 1960

CHARTrunner generates the following charts:

- X-bar
- Range
- Sigma
- Individuals (X)
- Moving range (MR)
- Moving sigma
- Median
- Run chart
- Histogram
 - normal distribution
 - non-normal distribution
- Capability studies:
 - Cpk, Cp, Cr, Ppk, Pp,
 - Pr, Ppm, Cpm, Dpm
- Pareto chart
 - (bar, column, or pie)
- np-, c-, p-, and u-charts
- Pearson curve fitting
- Scatter diagram (simple linear regression)
- Trend chart (compares up to 4 data lines)
- Multi-charts
 - (combinations of any of the chart types)



- *Trend charts allow you to assess the relationship among various processes.*



- *Linear regression demonstrates whether a correlation exists between two variables.*



- *Stratify data with Pareto or pie charts.*

CHARTrunner comes with:

- One year of free technical support via our toll-free hotline
- Exceptional response time to your technical and application questions
- Affordable site license options
- Easy-to-follow User Guide
- Special multiple workstation pricing

CHARTrunner system requirements:

- Pentium PC with at least 32 megabytes of memory
- A hard drive with at least 20 megabytes of free space
- VGA or SVGA graphics adapters
- Windows 95, 98, 2000 or Windows NT

Backed by experience

For more than sixteen years, Productivity-Quality Systems, Inc. has been providing customers with products and services to help them implement effective quality improvement programs. Wherever you are in your quality improvement process, PQ Systems has a program to meet your specific needs.

In addition to CHARTrunner 2000, we offer:

GAGEpack® 2000, to help you manage a complete history of your instruments and devices.

SQCpack® 2000, our bestselling SPC software, offers a variety of SPC charting and analysis techniques.

R&Rpack® 2000 to provide you with a complete statistical and graphical analysis of measurement systems.

SPC Workout, an interactive multimedia SPC training program on CD-ROM that teaches operators, engineers, and supervisors how to use SPC in their daily work.

Gage Mentor, an interactive multimedia training course on CD-ROM that provides effective metrology training for operators, engineers, and quality personnel.

FMEA Investigator, an interactive multimedia training course on CD-ROM that teaches design and process FMEAs.

To learn more, visit www.pqsystems.com.



10468 Miamisburg-Springboro Rd.
Miamisburg, Ohio 45342 USA
Tel. 937-885-2255
Fax 937-885-2252
E-mail sales@pqsystems.com

PQ Systems Europe Ltd.
Formby, Merseyside UK
Tel. 01704 871465
Fax 01704 875189
E-mail sales@pqsys.demon.co.uk

PQ Systems Pty. Ltd.
Frankston, Victoria AUSTRALIA
Tel. 03-9770-1960
Fax 03-9770-1995
E-mail sales@pqsystems.com.au